



# Tribunal Metrics

Fiscal 2022-2023



# Table of Contents

**EXECUTIVE SUMMARY..... 1**

**APPLICATIONS COMMENCED BY TYPE..... 2**

**APPLICATIONS CLOSED BY TYPE..... 3**

**ACTIVE APPLICATIONS DURING THE PERIOD..... 4**

**ACTIVE APPLICATIONS AT QUARTER-END..... 5**

**ORAL HEARINGS SCHEDULED BY TYPE THAT PROCEEDED..... 6**

**WRITTEN HEARINGS SCHEDULED BY TYPE..... 7**

**CALENDAR DAYS SCHEDULED FOR ORAL HEARINGS..... 8**

**SETTLEMENTS ..... 9**

**ORDERS ISSUED..... 10**

**REASONS ISSUED ..... 11**

**AGING OF ACTIVE APPLICATIONS AT YEAR-END BY TYPE ..... 12**

# EXECUTIVE SUMMARY

There was a 45% decrease in the number of applications commenced in fiscal 2022-2023 compared to the prior fiscal year, due, in part, to a 41% decrease in the number of enforcement proceedings commenced.

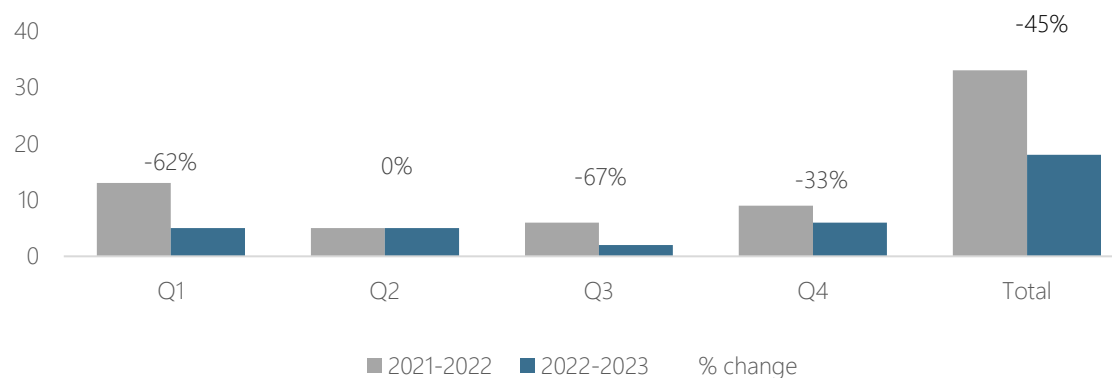
The number of active applications did not decline to the same extent as the number of applications commenced. There were 28 active applications at the end of the year, a 26% decrease from the prior fiscal year. Of these active applications, 16 or 57% were over 12 months old, with an average age of 816 days.

Hearing activity increased slightly. There were 98 calendar days on which at least one oral hearing was scheduled, a 2% increase from the prior fiscal year, and 126 oral hearings scheduled that proceeded, a 4% increase. The number of oral hearings scheduled is greater than the number of calendar days because multiple hearings occur on the same calendar day. In addition to oral hearings, the Tribunal considered 46 written hearings, a 28% increase from the prior fiscal year.

The number of orders and reasons also increased. There were 134 orders issued, an increase of 23% from the prior fiscal year, and 47 reasons issued, an increase of 81%.

APPLICATIONS COMMENCED BY TYPE <sup>1</sup>	Q1	Q2	Q3	Q4	TOTAL
Enforcement Proceeding	3 (5) <sup>2</sup>	3 (3)	2 (2)	2 (7)	10 (17)
Authorization to Disclose	2 (3)	1 (1)	0 (2)	1 (0)	4 (6)
Temporary Order	0 (2)	0 (0)	0 (1)	1 (0)	1 (3)
Hearing and Review	0 (1)	1 (0)	0 (0)	0 (1)	1 (2)
Further Decision/Revocation/Variation of a Decision	0 (0)	0 (0)	0 (1)	0 (0)	0 (1)
Transactional Proceeding	0 (0)	0 (0)	0 (0)	1 (1)	1 (1)
Other	0 (2)	0 (1)	0 (0)	1 (0)	1 (3)
<b>TOTAL</b>	<b>5 (13)</b>	<b>5 (5)</b>	<b>2 (6)</b>	<b>6 (9)</b>	<b>18 (33)</b>

### YEAR OVER YEAR COMPARISON – APPLICATIONS COMMENCED

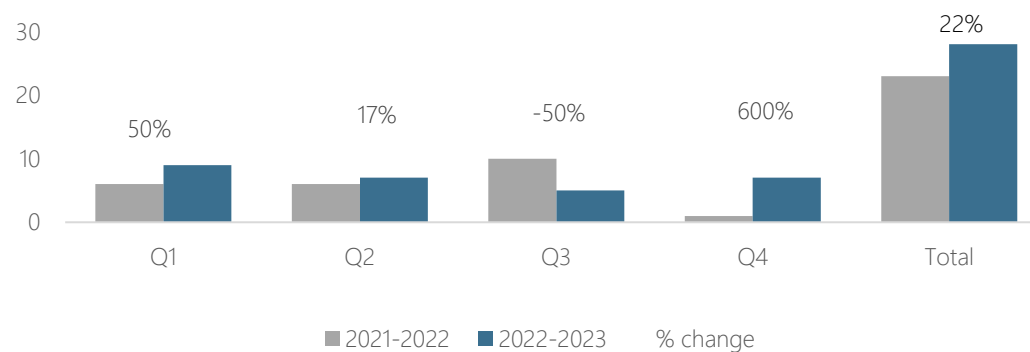


<sup>1</sup> An application is commenced when it is filed with the Registrar.

<sup>2</sup> Numbers in parentheses correspond to the same period of fiscal 2021-2022.

APPLICATIONS CLOSED BY TYPE <sup>3</sup>	Q1	Q2	Q3	Q4	TOTAL
Enforcement Proceeding	5 (1)	5 (2)	5 (4)	5 (0)	20 (7)
Authorization to Disclose	0 (3)	1 (1)	0 (3)	2 (0)	3 (7)
Temporary Order	1 (1)	0 (0)	0 (0)	0 (0)	1 (1)
Hearing and Review	1 (0)	0 (2)	0 (2)	0 (1)	1 (5)
Further Decision/Revocation/Variation of a Decision	1 (1)	0 (0)	0 (1)	0 (0)	1 (2)
Transactional Proceeding	1 (0)	0 (0)	0 (0)	0 (0)	1 (0)
Other	0 (0)	1 (1)	0 (0)	0 (0)	1 (1)
<b>TOTAL</b>	<b>9 (6)</b>	<b>7 (6)</b>	<b>5 (10)</b>	<b>7 (1)</b>	<b>28 (23)</b>

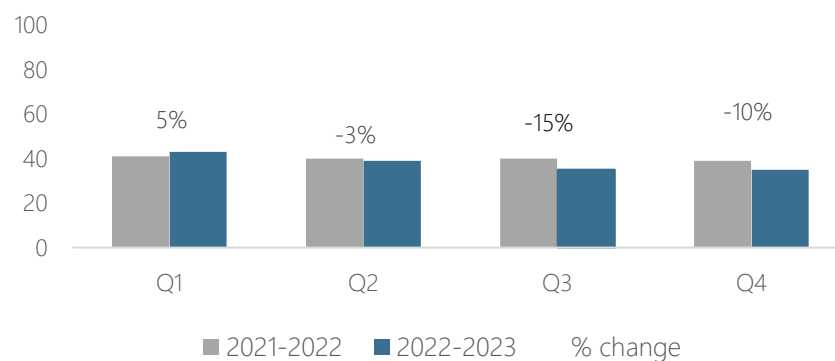
### YEAR OVER YEAR COMPARISON – APPLICATIONS CLOSED



<sup>3</sup> An application is closed when a final order or reasons, if any, are issued, or an application is abandoned or withdrawn.

ACTIVE APPLICATIONS DURING THE PERIOD <sup>4</sup>	Q1	Q2	Q3	Q4
Enforcement Proceeding	28 (20)	26 (22)	23 (22)	20 (25)
Authorization to Disclose	2 (4)	3 (2)	2 (3)	3 (0)
Temporary Order	6 (6)	5 (5)	5 (6)	6 (6)
Hearing and Review	3 (7)	3 (7)	3 (5)	3 (4)
Further Decision/Revocation/Variation of a Decision	1 (2)	0 (1)	0 (2)	0 (1)
Transactional Proceeding	1 (0)	0 (0)	0 (0)	1 (1)
Other	2 (2)	2 (3)	1 (2)	2 (2)
<b>TOTAL</b>	<b>43 (41)</b>	<b>39 (40)</b>	<b>34 (40)</b>	<b>35 (39)</b>

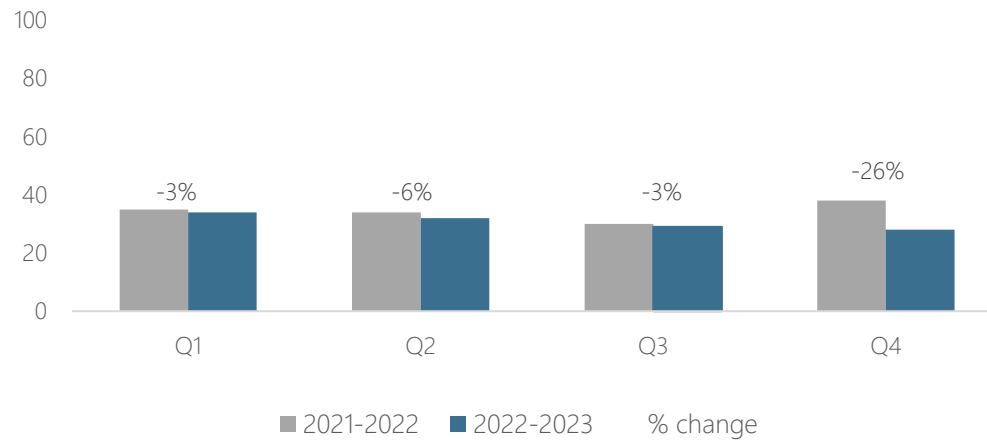
### YEAR OVER YEAR COMPARISON – ACTIVE APPLICATIONS DURING THE PERIOD



<sup>4</sup> An application that was open at any point during the period.

ACTIVE APPLICATIONS AT QUARTER-END <sup>5</sup>	Q1	Q2	Q3	Q4
	34 (35)	32 (34)	29 (30)	28 (38)

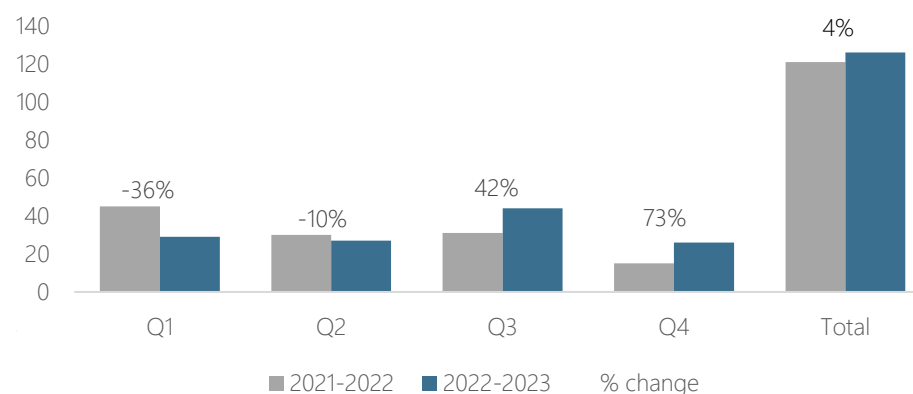
### YEAR OVER YEAR COMPARISON – ACTIVE APPLICATIONS AT QUARTER-END



<sup>5</sup> The number of applications that are open or ongoing at quarter-end.

ORAL HEARINGS SCHEDULED BY TYPE THAT PROCEEDED <sup>6</sup>	Q1	Q2	Q3	Q4	TOTAL
Enforcement Proceeding	25 (36)	23 (20)	40 (18)	20 (11)	108 (85)
Authorization to Disclose	1 (0)	1 (0)	1 (0)	0 (0)	3 (0)
Temporary Order	1 (3)	2 (2)	1 (7)	1 (2)	5 (14)
Hearing and Review	2 (5)	1 (5)	2 (2)	4 (0)	9 (12)
Further Decision/Revocation/Variation of a Decision	0 (1)	0 (1)	0 (0)	0 (0)	0 (2)
Transactional Proceeding	0 (0)	0 (0)	0 (0)	0 (2)	0 (2)
Other	0 (0)	0 (2)	0 (4)	1 (0)	1 (6)
<b>TOTAL</b>	<b>29 (45)</b>	<b>27 (30)</b>	<b>44 (31)</b>	<b>26 (15)</b>	<b>126 (121)</b>

### YEAR OVER YEAR COMPARISON – ORAL HEARINGS SCHEDULED THAT PROCEEDED

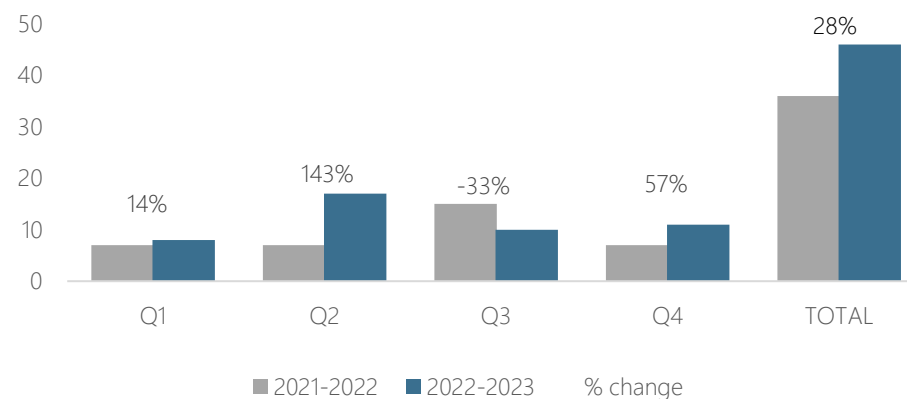


<sup>6</sup> The number of oral hearings scheduled that proceeded.



WRITTEN HEARINGS SCHEDULED BY TYPE <sup>7</sup>	Q1	Q2	Q3	Q4	TOTAL
Enforcement Proceeding	5 (2)	10 (4)	5 (5)	9 (3)	29 (14)
Authorization to Disclose	1 (3)	3 (1)	4 (3)	1 (0)	9 (7)
Temporary Order	2 (1)	3 (2)	0 (4)	1 (3)	6 (10)
Hearing and Review	0 (1)	0 (0)	1 (1)	0 (0)	1 (2)
Further Decision/Revocation/Variation of a Decision	0 (0)	0 (0)	0 (1)	0 (0)	0 (1)
Transactional Proceeding	0 (0)	0 (0)	0 (0)	0 (1)	0 (1)
Other	0 (0)	1 (0)	0 (1)	0 (0)	1 (1)
<b>TOTAL</b>	<b>8 (7)</b>	<b>17 (7)</b>	<b>10 (15)</b>	<b>11 (7)</b>	<b>46 (36)</b>

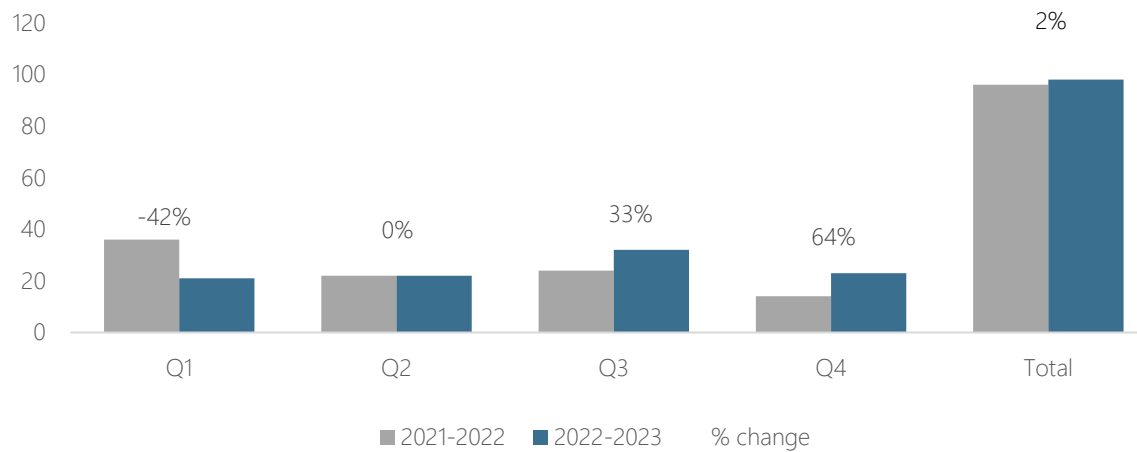
### YEAR OVER YEAR COMPARISON – WRITTEN HEARINGS SCHEDULED



<sup>7</sup> The number of written hearings scheduled that proceeded.

CALENDAR DAYS SCHEDULED FOR ORAL HEARINGS <sup>8</sup>	Q1	Q2	Q3	Q4	TOTAL
	21 (36)	22 (22)	32 (24)	23 (14)	98 (96)

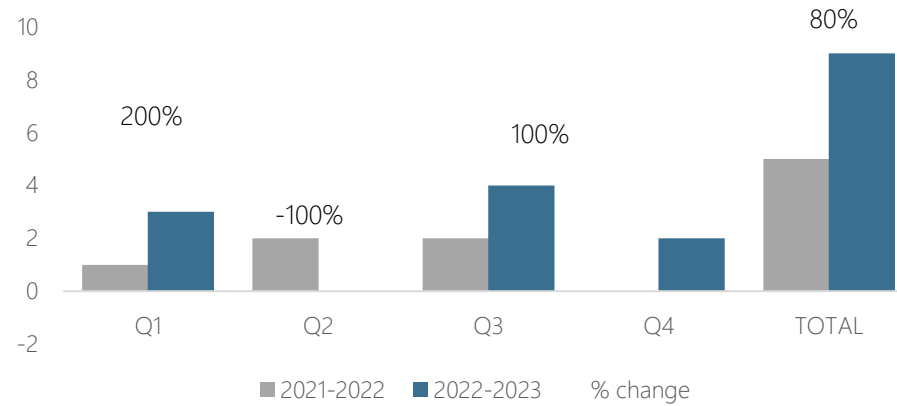
### YEAR OVER YEAR COMPARISON – CALENDAR DAYS SCHEDULED FOR ORAL HEARINGS



<sup>8</sup> A calendar day is a day on which at least one oral hearing was scheduled that proceeded by videoconference or teleconference. Multiple hearings may occur on the same calendar day.

SETTLEMENTS <sup>9</sup>	Q1	Q2	Q3	Q4	TOTAL
	3 (1)	0 (2)	4 (2)	2 (0)	9 (5)

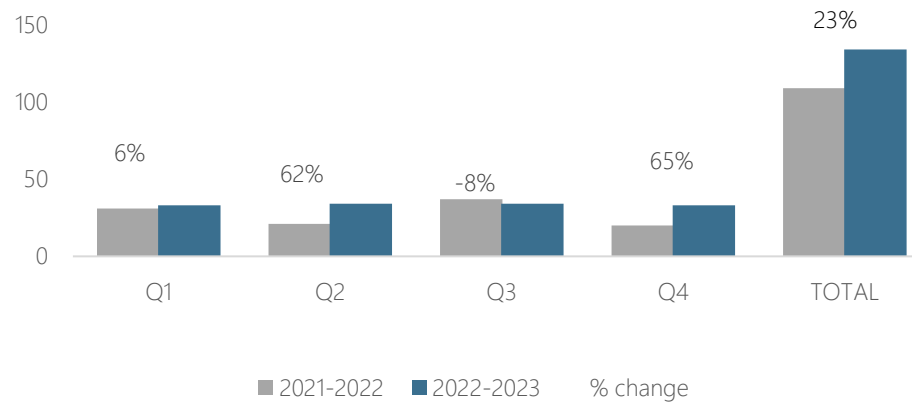
### YEAR OVER YEAR COMPARISON – SETTLEMENTS



<sup>9</sup> The number of settlements that were approved.

ORDERS ISSUED <sup>10</sup>	Q1	Q2	Q3	Q4	TOTAL
	33 (31)	34 (21)	34 (37)	33 (20)	134 (109)

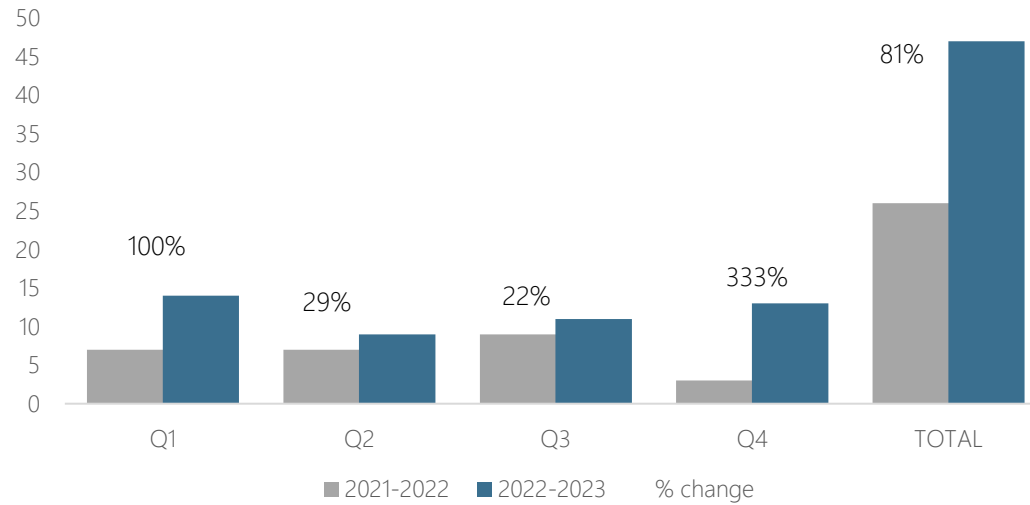
### YEAR OVER YEAR COMPARISON – ORDERS ISSUED



<sup>10</sup> The number of orders issued by the Tribunal.

REASONS ISSUED <sup>11</sup>	Q1	Q2	Q3	Q4	TOTAL
	14 (7)	9 (7)	11 (9)	13 (3)	47 (26)

### YEAR OVER YEAR COMPARISON – REASONS ISSUED



<sup>11</sup> The number of reasons issued by the Tribunal.

## AGING OF ACTIVE APPLICATIONS AT YEAR-END BY TYPE

	0-3 MONTHS	3-6 MONTHS	6-9 MONTHS	9-12 MONTHS	OVER 12 MONTHS
Enforcement Proceeding	1	1	2	3	8
Authorization to Disclose	0	0	0	1	0
Temporary Order	1	0	0	0	5
Hearing and Review	0	0	1	0	2
Further Decision/Revocation/Variation of a Decision	0	0	0	0	0
Transactional Proceeding	1	0	0	0	0
Other	1	0	0	0	1
<b>TOTAL APPLICATIONS - 28</b>	14% <sup>12</sup> - 4	4% - 1	11% - 3	14% - 4	57% - 16
<b>AVERAGE DAYS OLD<sup>13</sup></b>	49	142	211	321	816

<sup>12</sup> Reflects the percentage of applications in the time range of the total applications.

<sup>13</sup> Reflects the average number of days old of the applications in the time range.



## Contact Information

Registrar, Governance & Tribunal Secretariat  
Ontario Securities Commission

20 Queen Street West  
22nd Floor  
Toronto, ON M5H 3S8

416-595-8916  
[registrar@osc.gov.on.ca](mailto:registrar@osc.gov.on.ca)